

# WASTEWATER SUBMERSIBLE PUMP MODEL DKE (50Hz)

\* "Model○○○" in this catalog is our model code.

## eDYNAMiQ

Eco, Dynamic and Integrated Quality

### Anti-clog technology

### High efficiency

#### Applications



##### Wastewater

- Drainage
- Sewage
- Water treatment



##### Building service

- Drainage



##### Industries



# eDYNAMiQ

Eco, Dynamic and Integrated Quality

Ebara's Stunning Solutions for a Better World

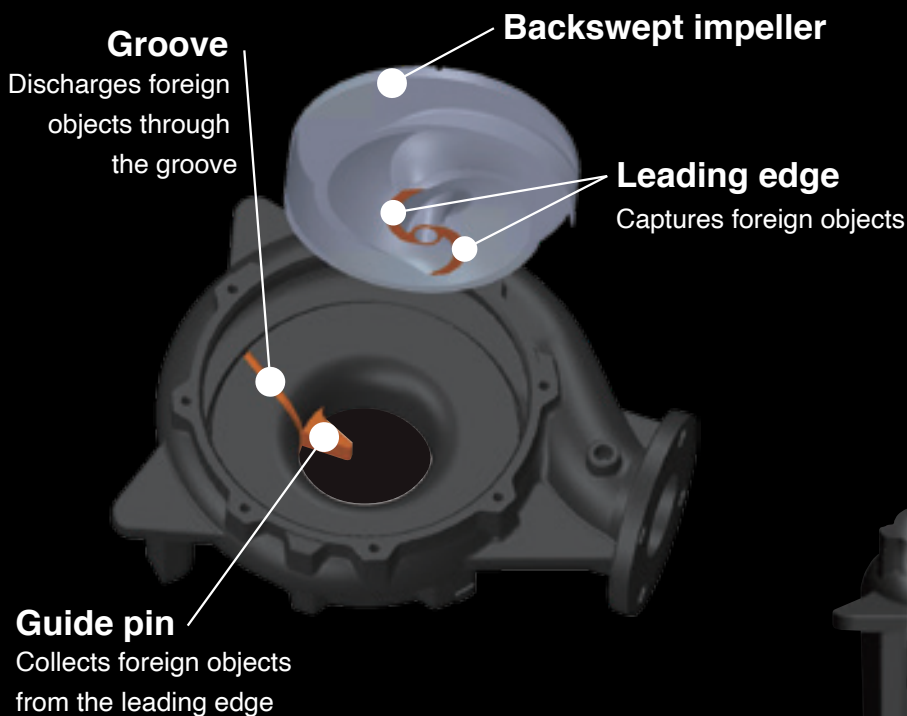
delivering stunning solutions to every application and occasion

## Solving your problems with Anti-clog technology and High efficiency

### Anti-clog technology

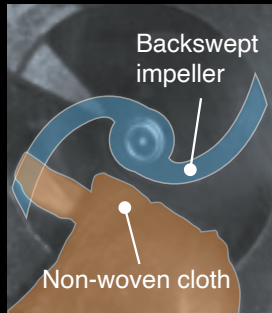
- Anti-clog system prevents clogging with foreign objects.
- It reduces maintenance time and the cost.

### Anti-clog system

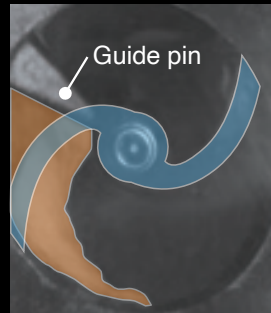


# Anti-clog process


Capturing



Collecting



Discharging



Example of foreign objects passed during the test


Non-woven cloth  
(300mm x 200mm)



Diaper



Tiger rope



[Testing site: Internal facility Model: 80DKE67.5 Flow rate: 1.5m<sup>3</sup>/min]

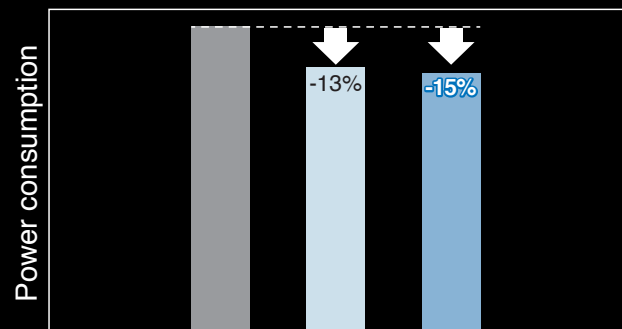
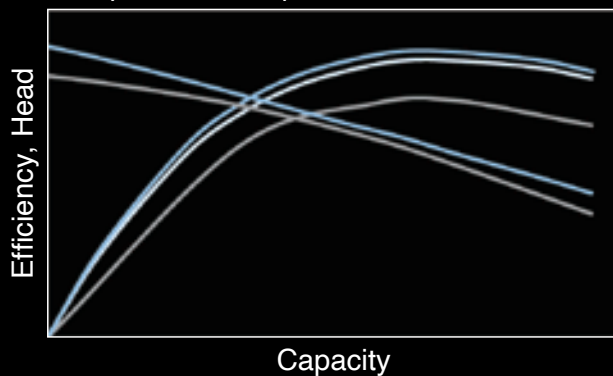
**Reduced pump stoppage downtime at customer field test. (-98%)**  
**Maintenance costs also reduced.**

## High efficiency

- Hydro design improves pump performance.
- IE3 grade motor provides even higher efficiency.
- Lower power consumption reduces running costs.

■ : Conventional Model (DL) ■ : Model DKE ■ : Model DKE-IE3

Comparison with φ80-7.5kW Models

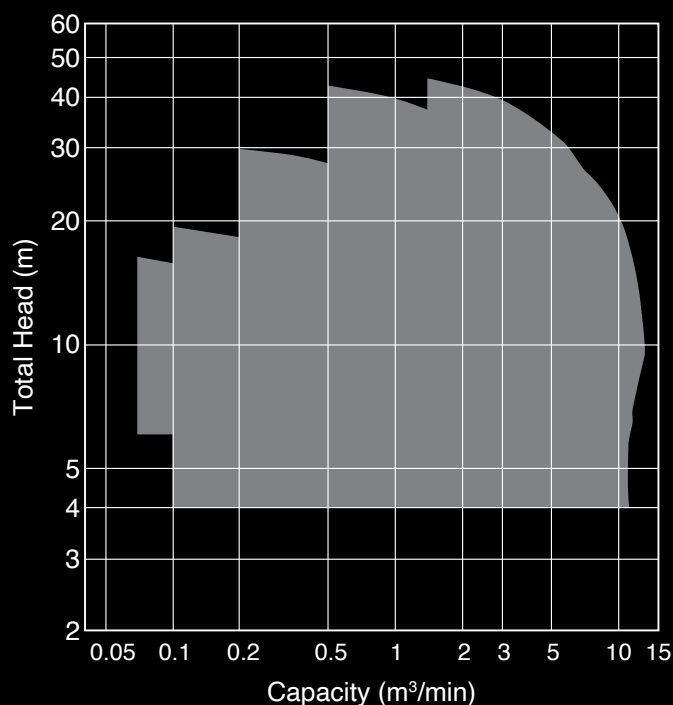


**Power consumption: 15% reduction compared to Conventional Model. (Model DKE-IE3)**

## Technical data

Discharge	65 - 300 mm
Motor Power	1.5 - 45 kW (3 phase)
Performance	Capacity : 0.07 - 13 m <sup>3</sup> /min Head : 4 - 44 m
Liquid Type	Sewage
Liquid Temp	0 - 40°C
Max Submergence	8 m
Option	Leakage detector (float type)

## Selection chart



## Documentations

### Technical Data Book

- Technical product descriptions
- Performance curves
- Available in Web selection system

## Pump selection system

- EBARA pump selector program

## Movie

<https://youtu.be/RjUw8OIBxQ0>



Model selection available on EBARA Pump Selector: "ezfinder.ebara.com/"

!! Select the country, first

!! "Registration/ Log On" is required for selection

!! After logging on, Please select "Select by Model Name" and input "DKE"



Before use this product and technology, the contents should be confirmed, complied and revised in accordance with the laws and regulations of the country. (i.e. export control laws and regulations etc.)

※1 "MODEL DKE" in this catalog is our model code ※2 All specifications subject to change without notice.



**EBARA** CORPORATION

11-1, Haneda Asahi-cho, Ota-ku, Tokyo 144-8510, Japan  
<https://www.ebara.com/global-en/>